



UK
Parliament



Our school trip to the Houses of Parliament

Our school trip to the Houses of Parliament

My name is Chance.

Join me and Oak Class as we learn all about the UK Parliament.

This is how to say **Parliament**:
pah-lee-ment

Now you try!





Questions

- Where is Parliament?
- Who works in Parliament?
- What do the people in Parliament do?

Oak Class were talking about going on a school trip to London. They were going to visit the **Houses of Parliament** the next day.

“We will meet some people who work in Parliament,” Mr Ahmed told the class. “They help to make new laws and check that they are working well for everyone.”

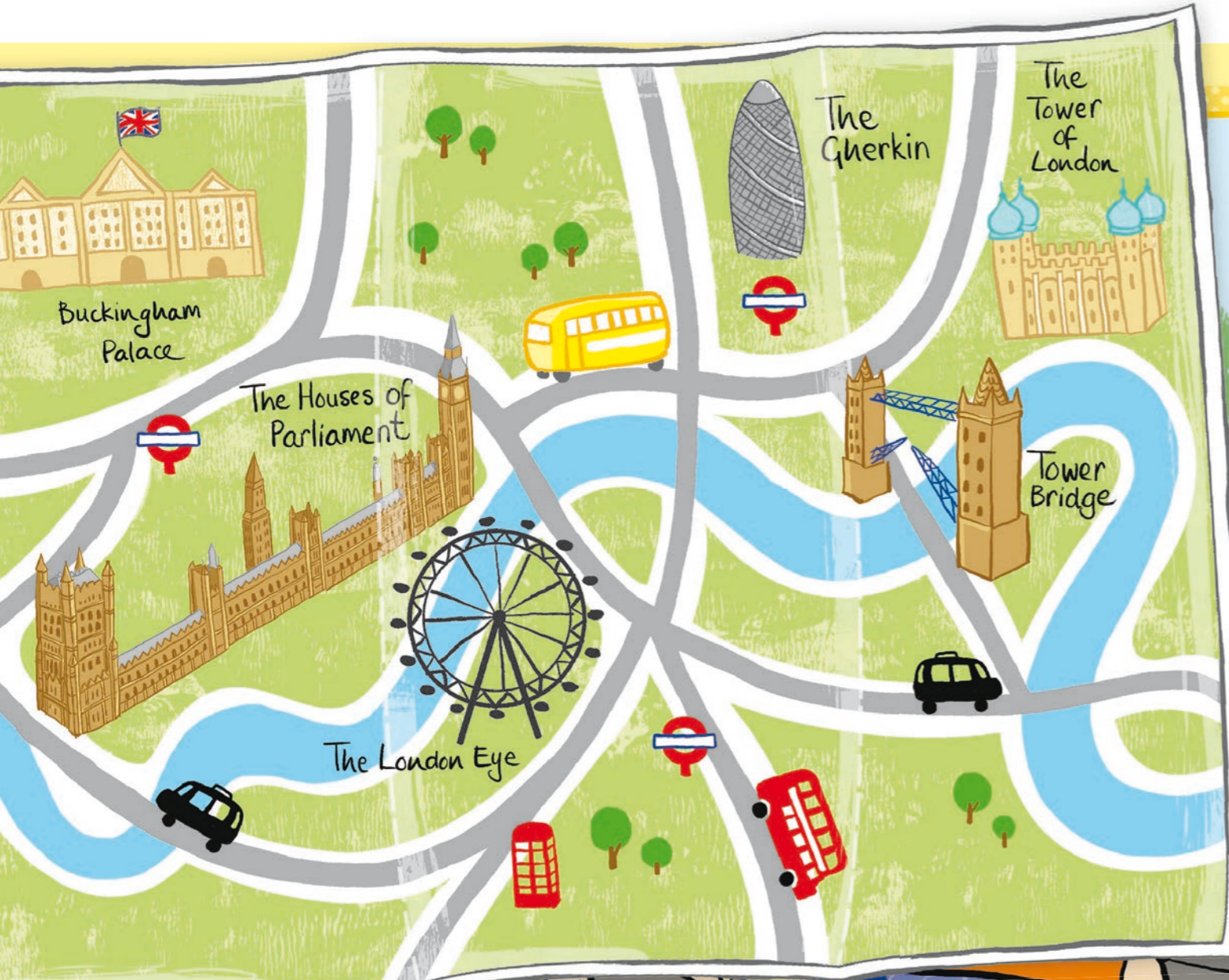
“What is Parliament?” asked Charlie.

“Who works there?” asked Ben.

“Great questions,” said Mr Ahmed. “There are lots of things to find out. Let’s write down our questions to ask when we get there.”

It was a long way to London.

The children were looking out of the coach windows. They were waiting to see the River Thames. Mr Ahmed had told them that the Houses of Parliament are built next to the river.



Did you know that the clock tower is actually called the **Elizabeth Tower**?



Big Ben is the name of the bell.

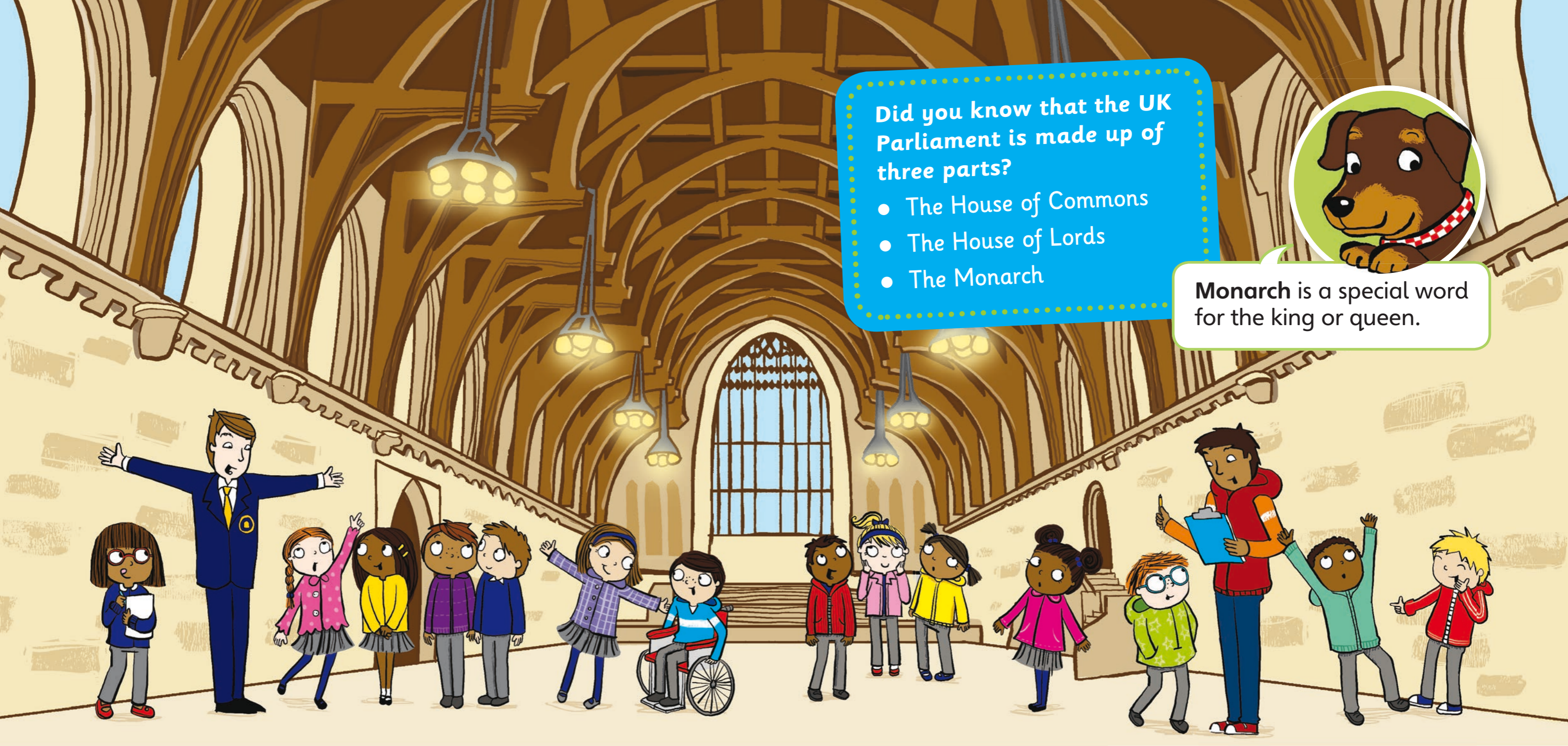


I can see the river.

Look at the enormous wheel!

Wow! Is that the Houses of Parliament?

Yes it is.



Did you know that the UK Parliament is made up of three parts?

- The House of Commons
- The House of Lords
- The Monarch

Monarch is a special word for the king or queen.

When they arrived, their guide was waiting to show them around. “Welcome to Westminster Hall,” said the guide. “This is the oldest part of the Houses of Parliament. It is over nine hundred years old.”

The children looked around the huge hall. “We are going to learn all about Parliament. We will visit the **House of Commons** and the **House of Lords**,” the guide told the children.

“Welcome to the House of Commons **chamber**,” said the guide. “This is where MPs work.”

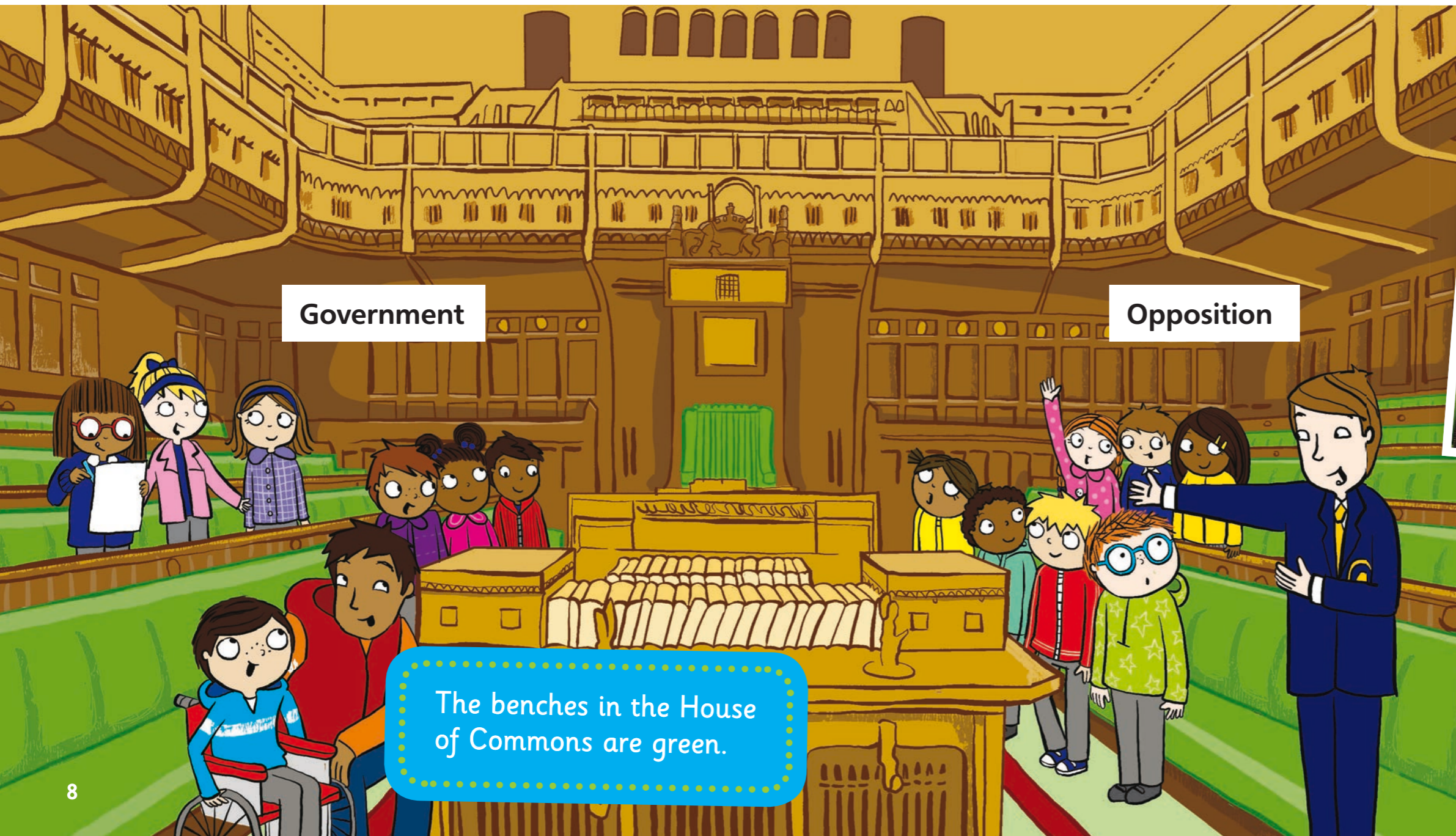
“What does MP mean?” asked Lily.

“MP stands for Member of Parliament,” said the guide.

He split the class into two groups.

“You are where the **Government** MPs sit,” he told Mr Ahmed’s group. “The Government is in charge and the person with the top job is called the **Prime Minister**.”

“We are where the **opposition** MPs sit,” he told the other children. “Their job is to ask questions and to check what the Government does.”



Government

Opposition

The benches in the House of Commons are green.



This is where the **Speaker** of the House of Commons sits. The Speaker makes sure MPs take turns to speak.



The guide led the children out of the chamber. It was very busy outside. It was full of MPs.

“There is going to be an important **debate** soon,” said the guide.

Mr Ahmed smiled. “I can see our MP,” he said.

Oak Class were excited. They had questions to ask.

The MP came over and said hello to Oak Class.

“How did you become an MP?” asked Adil.

“The people in our area voted. I got the most votes, so I got the job,” said the MP.

“What do you do?” asked Dev.

“My job is to speak up for all the people in our area. I help check that the Government makes the best choices for all of us. I must go now, I have an important question to ask the Prime Minister.”



Next, Oak Class visited the House of Lords chamber.

The benches in the House of Lords are red.



“This is where members of the House of Lords meet. They talk about laws that the Government wants to make,” said the guide. “They ask the Government questions and think of ways to make things work better.”



Outside the chamber, two members of the House of Lords were waiting to meet the children.

“We work in the House of Lords,” said one of them.

“What jobs do you do there?” asked Charlie.



“I am a doctor, I like to stay healthy by playing sport. I work to make sure the Government helps people to stay healthy and fit.”

“I am a scientist,” said the other woman. “I check laws about the environment and help the Government to make the laws work better.”

It was nearly time to go.

“We learnt so much today,” said the children.


When the children got home, they talked about what they had learnt.



“Look! The Houses of Parliament are on TV! I was there today. I went inside the House of Commons and the House of Lords,” said Lily.



“I met a scientist today,” said Charlie. “She works in the House of Lords. I want to be a scientist when I grow up.”



“I met our MP today,” said Adil. “He works in the House of Commons. He’s visiting our school next week to tell us more about the work that MPs do.”

Now tell the story in your own words ...



Glossary

Chamber – A large hall or room where people meet.

Debate – When people talk or argue about a subject.

Government – The people who are in charge.

House of Commons – The building where Members of Parliament work.

House of Lords – The building where members of the House of Lords work.

Houses of Parliament – The building where you will find the House of Commons and the House of Lords. Also called the Palace of Westminster.

London – The capital city of the United Kingdom (UK). The Houses of Parliament are in London.

Members of the House of Lords – Members of the House of Lords check and debate ideas for laws.

Member of Parliament (MP) – A person who wins the most votes in an election and works in the House of Commons.

Monarch – The King or Queen.

Opposition – MPs that are not part of the Government.

Prime Minister – The leader of the Government.

Speaker – In the House of Commons, the Speaker makes sure MPs take turns to speak.

www.parliament.uk/education

© Parliamentary Copyright 2017

This publication is in copyright. Subject to statutory exception and to the provisions of relevant collective licensing agreements, no reproduction of any part may take place without the written permission of UK Parliament.

A catalogue record for this publication is available from the British Library

ISBN 978-0-995-79050-6 Key Stage 1 Storybook

Acknowledgements

We would like to thank the following contributors:

Blooberry Design: book packaging including curriculum consultation, writing, editing, concept design, cover design, book design, artwork commissioning, picture research, page make-up

Charlotte Raby: author

Charlie Alder (Bright Agency): illustration

We acknowledge the following sources of copyright material and are grateful for the permissions granted.

The authors and publishers would like to thank the following for permission to reproduce photographs:

P. 3 (Big Ben and Houses of Parliament): TTstudio/Shutterstock; p. 5 (Big Ben and Houses of Parliament): Stoyanh/Shutterstock; p. 9 (House of Commons): UK Parliament/Flickr; p. 12 (House of Lords): UK Parliament/Flickr.

Our school trip to the Houses of Parliament

Join Oak Class on their school trip to the Houses of Parliament

This fun story introduces children to the UK Parliament as they follow Oak Class on their school trip. Explore the House of Commons and the House of Lords, and find out what happens when Oak Class meet some of the people who work there.



Look out for Chance the dog who will help you learn interesting facts about the UK Parliament on your journey.

For supporting teachers' notes and additional resources go to www.parliament.uk/education



For older pupils ...
With fascinating facts, games and fun learning activities, this unique guide is designed especially for children to learn about the UK Parliament.

www.parliament.uk/education



9 780995 790506 >